

“ VOICES OF INCLUSION ”

2020 BEST BUDDIES LEADERSHIP CONFERENCE



BB LC





# Attendee Know

BEFORE THE SHOW



BB



## Digital Attendee Agenda

Conference Guide for Virtual BBLC

# TABLE OF CONTENTS

---

Event Agenda

Virtual Event

Virtual Event Dashboard

Update Your Profile

How to Find Sessions

How to View Your Session(s)

Evaluations

Accessing the Chat Rooms

Peer to Peer Roundtable

Attendee Directory/Speaker Directory

Social Feed

Brand Your Backdrop

BBSHOP Catalog

Share Your Experience

HelpDesk



# EVENT AGENDA



---

## THURSDAY, JULY 16, 2020

8:00pm-9:00pm      **Voices of Inclusion**

## FRIDAY, JULY 17, 2020

11:00am- 12:30pm      **Keynote**

12:30pm- 1:30pm      **Interactive Sessions**

1:30pm- 1:45pm      **Workout Break**

1:45pm- 3:15pm      **Interactive Sessions**


3:15pm- 3:30pm      **Workout Break**

3:30pm- 6:00pm      **Peer to Peer Roundtables  
Chat Rooms  
OnDemand Sessions**

6:00pm- 7:00pm      **Baking with Best Buddies**

7:00pm- 8:00pm      **Speaker Wowcase**

# VIRTUAL EVENT



---

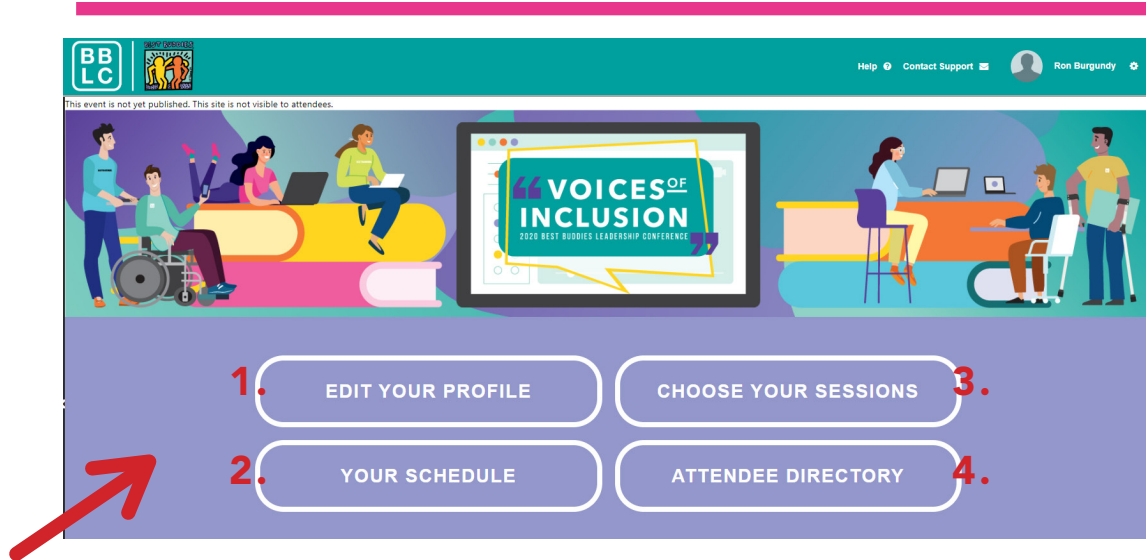
Welcome to BBLC 2020! We are thrilled to have you participate in our first virtual event and excited to provide an opportunity for you to gather, learn, and engage with one another! Please review this document for helpful information on engagement activities that will be live on BBLC 2020!

You will receive a unique email on **Monday, July 13** with an access link to the virtual event. Please **DO NOT** share your email with others, as the link is specific to your registration. You must access the site for the **first time** from the link within your email and login with the same email you registered with and create a unique password. Please then save the website so you can easily access it throughout the week. You will receive your unique email by end of day on Monday, July 13 from [eventsupport@hubb.me](mailto:eventsupport@hubb.me).

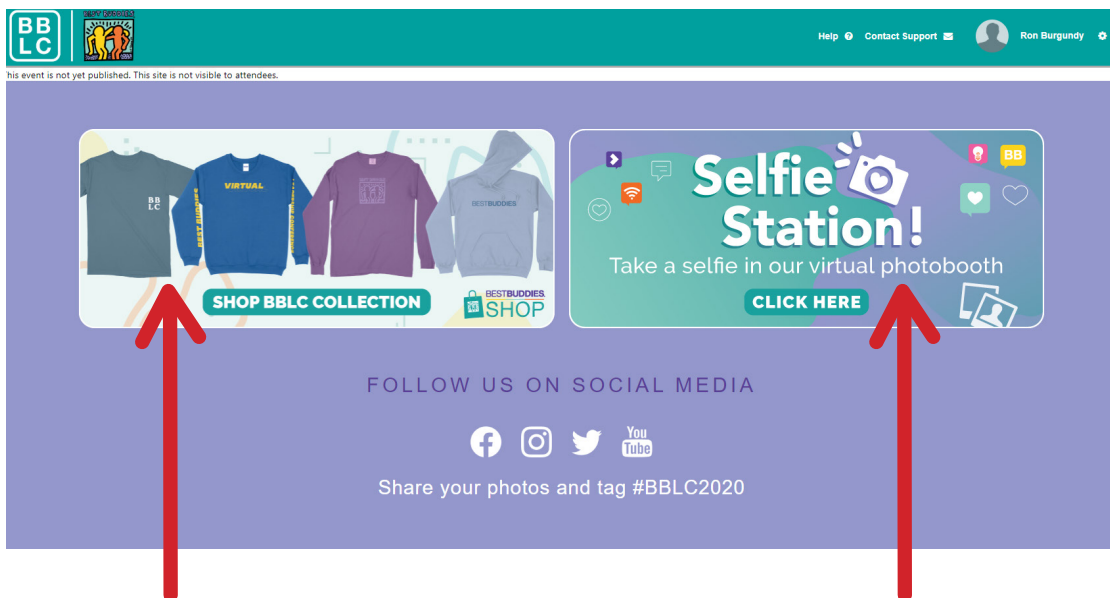
If you need any support or have questions in the meantime, please reach out to [bbbc@dynamicicevents.com](mailto:bbbc@dynamicicevents.com)



# VIRTUAL EVENT DASHBOARD



1. Edit your profile to update your picture and various other settings
2. View your schedule and any sessions you have added to it
3. Browse sessions and add them to your schedule
4. View other attendees and speakers who are attending the event (As long as they have opted to share their information)




Shop for products from the BBLC Collection

Take a selfie in our virtual photo booth to share on social!

# UPDATE YOUR PROFILE

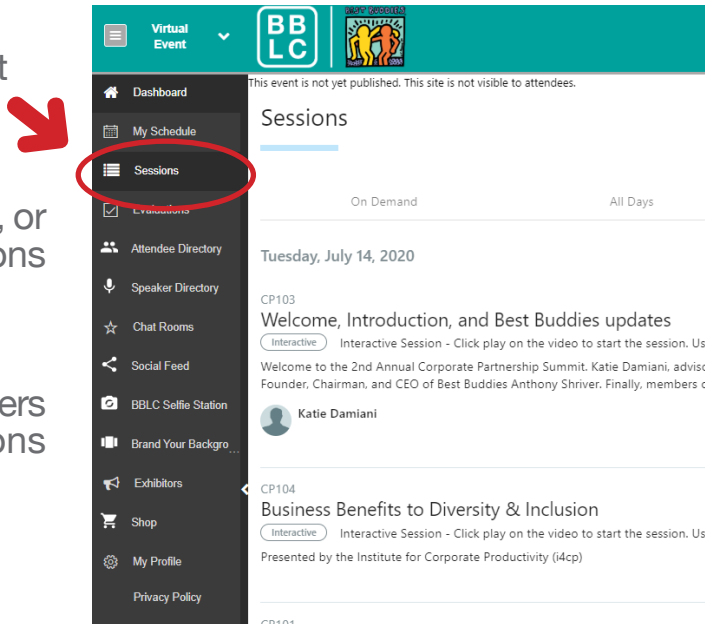


1. Click on your name in the upper right hand corner
2. Choose My Profile
3. Upload a photo of yourself
4. Change some of your personal information such as Company, Title, Bio, and social information
5. Update your privacy settings to opt in to share your profile in the community (attendee directory) and to receive email notifications

A screenshot of the profile update form. The form is titled 'General Settings' and includes fields for 'First Name' (Ron), 'Last Name' (Bussendy), 'Company', 'Industry', 'Interests', 'Biography', and 'Email' (89davis.caitlin@gmail.com). A red circle highlights the 'Upload Photo' button, and a red arrow points to it from the right.A screenshot of the 'Privacy Settings' section of the profile update form. It includes two checkboxes: 'Show my profile in the community' and 'Send me email notifications', both of which are checked. A red box highlights this section, and a red arrow points to it from the right. Below the checkboxes is a 'Save' button.

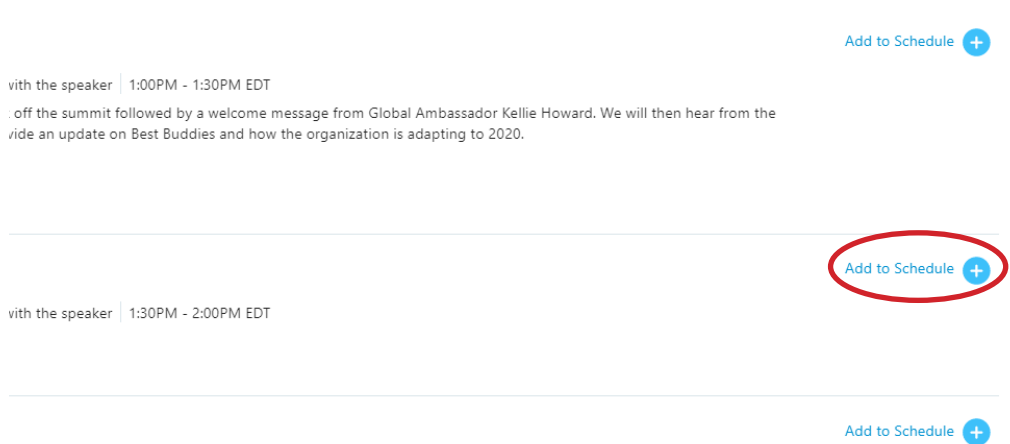
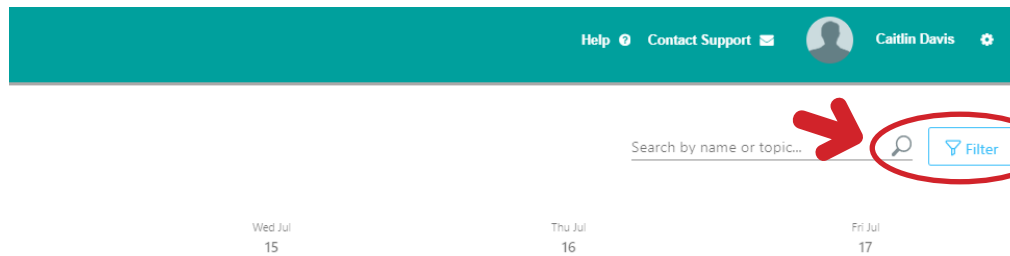
# HOW TO FIND SESSIONS

1. Choose 'Sessions' in the left hand navigation



2. You can view sessions by day, or use the filter to search for sessions by session type or track

3. Titles, Descriptions, and Speakers show up for all available sessions

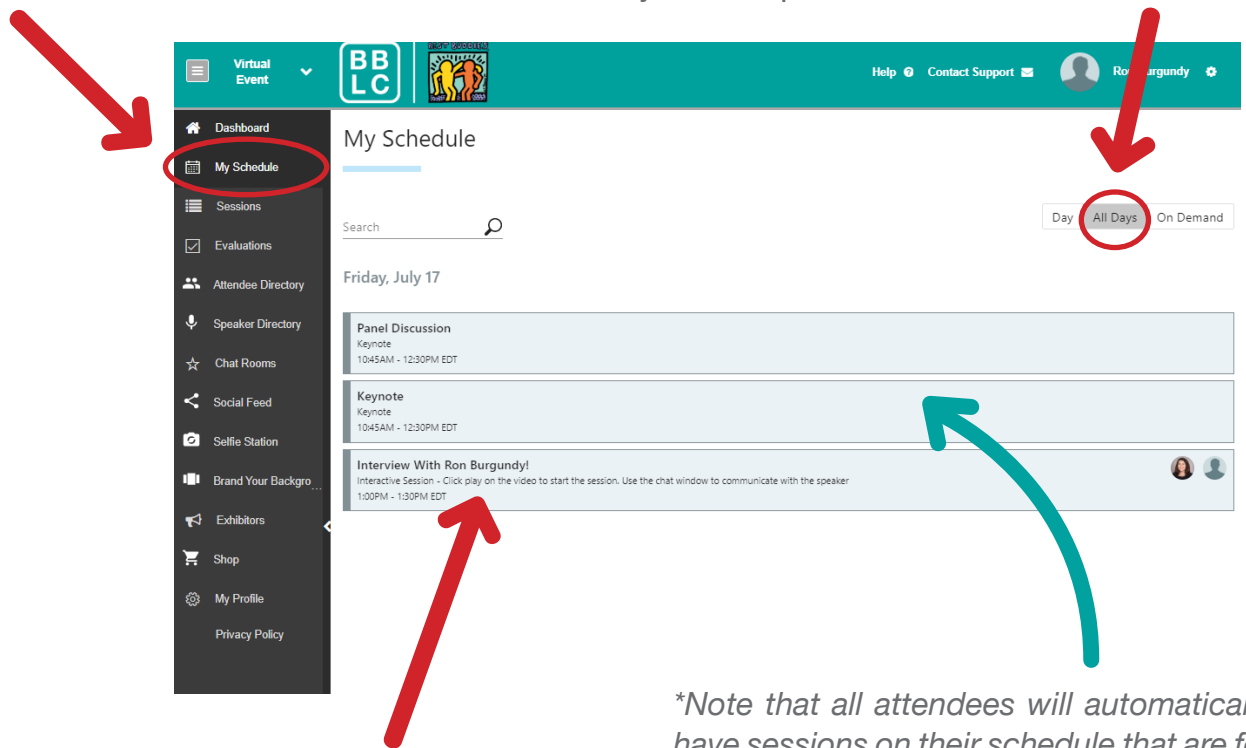


4. You can choose **Add to Schedule** to add to your Schedule

# HOW TO VIEW YOUR SESSION(S)

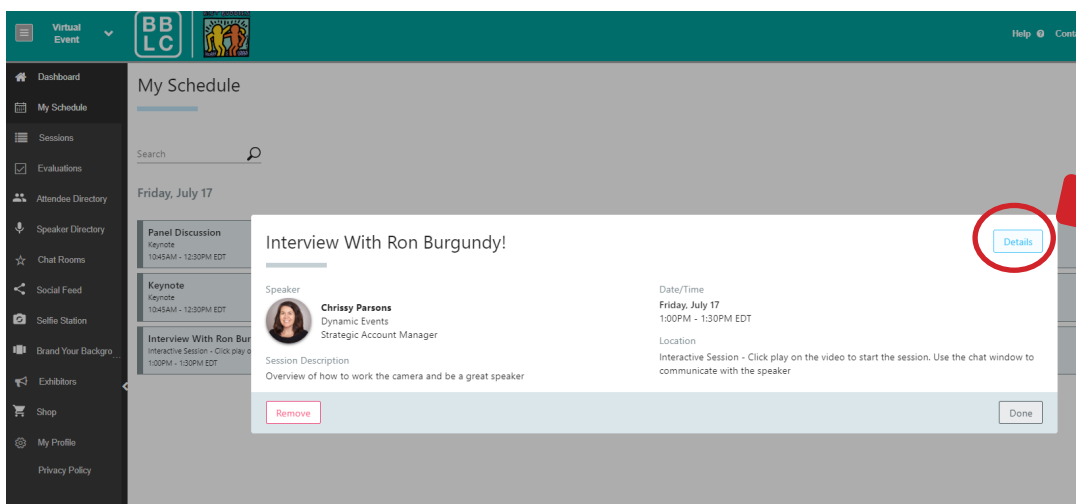
1. Navigate to 'My Schedule' in the left-hand navigation bar

2. Select 'All Days' to show the sessions you are currently set to speak on



3. Select your session at the scheduled time to view the details (if you don't see it, you can also find it by searching on the Sessions tab)

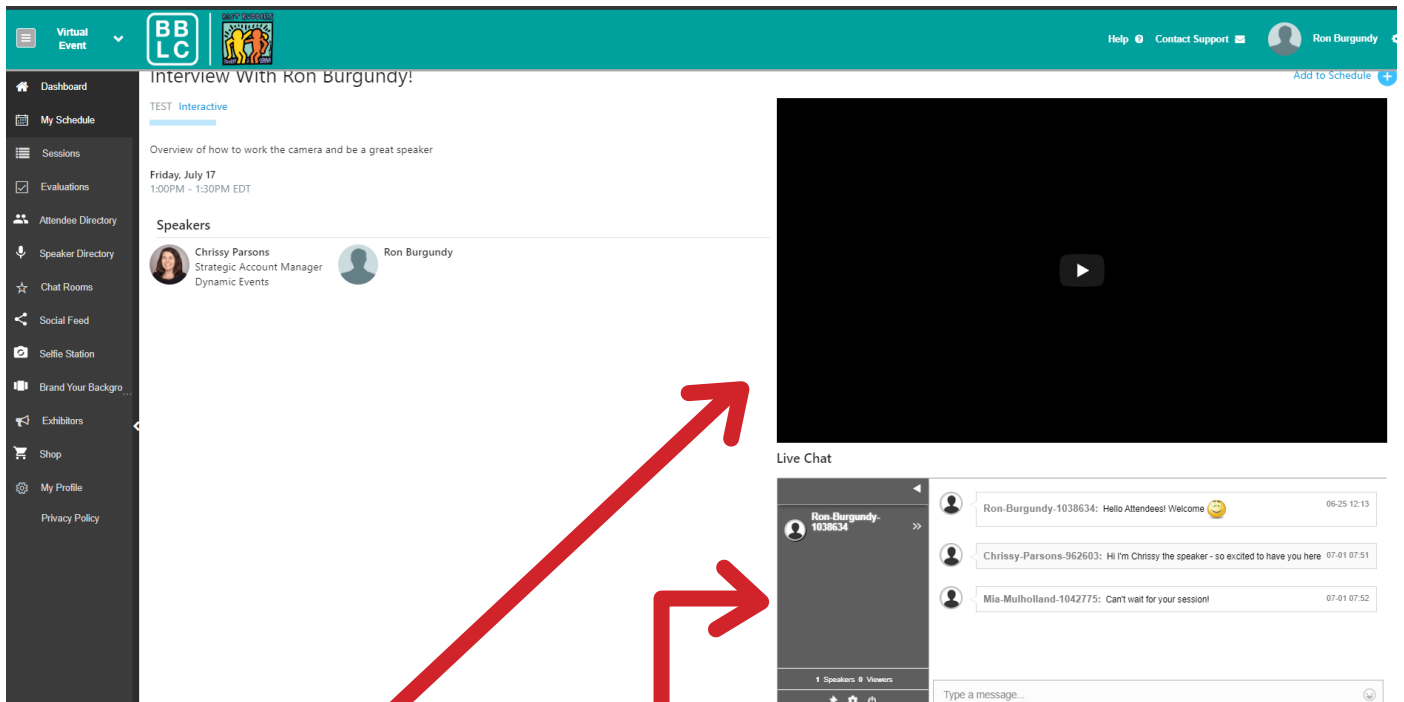
*\*Note that all attendees will automatically have sessions on their schedule that are for everyone to attend i.e. Voices of Inclusion, Keynote, Speaker WOWcase*



4. Click Details to open the session



# HOW TO VIEW YOUR SESSION(S)



5. The video will appear at the scheduled session time. Click play to begin viewing it at the scheduled time

6. Use the chat window to introduce yourself and engage with other attendees and the speaker!

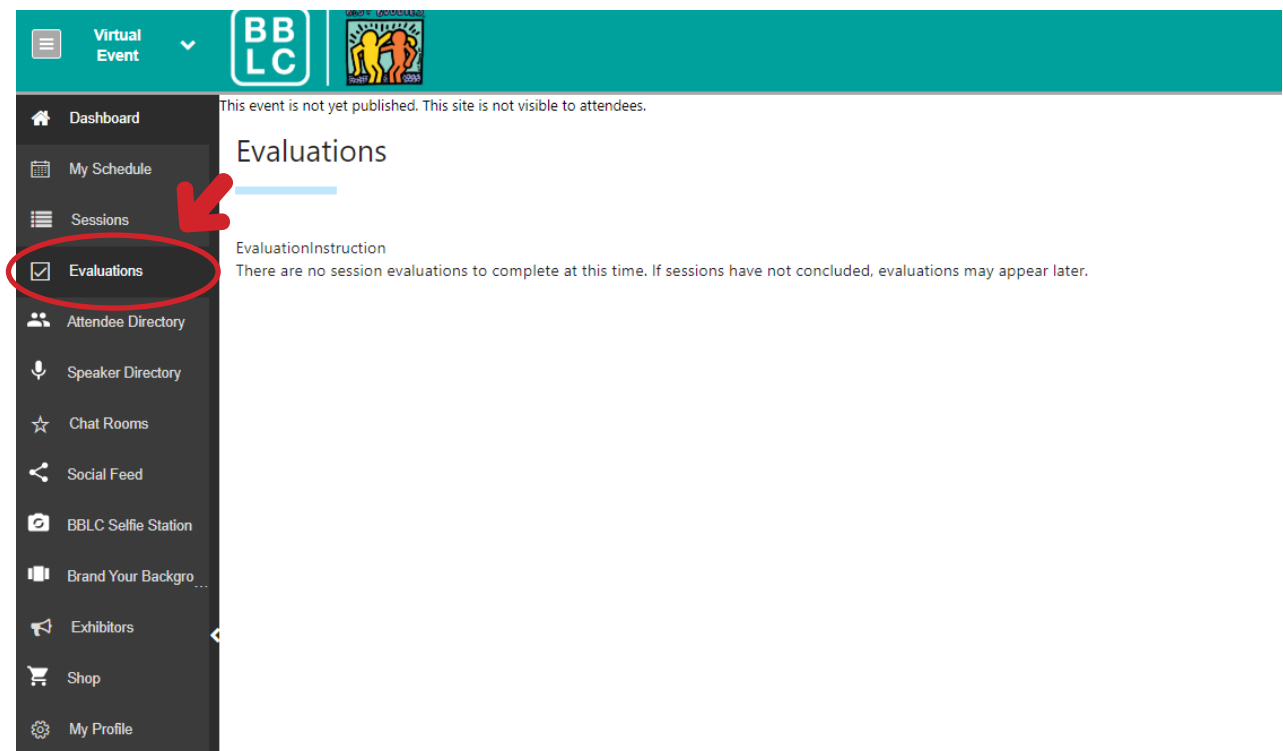
**TIP:** Click on the settings icon on the chat window and you can choose **Open the Chat in a Separate Window** for a way to view the chat and video side by side

# EVALUATIONS

---

Evaluations will be available for any session that you have added to your schedule.

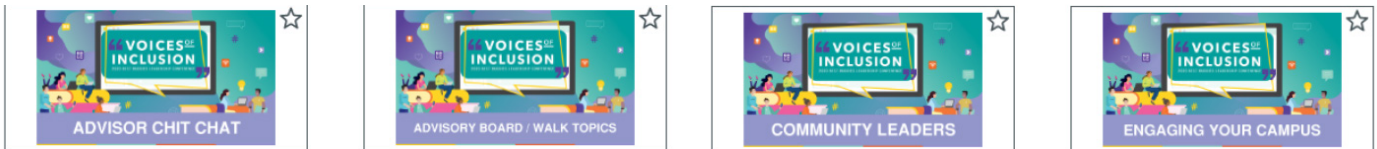
Once the session has ended, the evaluation will be available in the 'Evaluations' tab on the left-hand navigation pane.



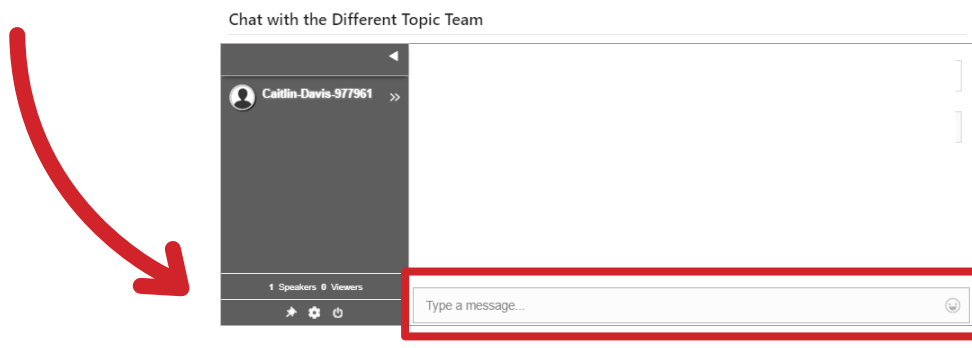
# ACCESSING THE CHAT ROOMS

- Chat Rooms will be available on **Friday, July 17 from 3:30pm - 6:00pm ET**. This is a great way to connect with other peers and leaders to learn from one another about a topic.
- Navigate to the chat rooms tab on the left-hand navigation pane and click onto the topic chat room you are interested in attending.

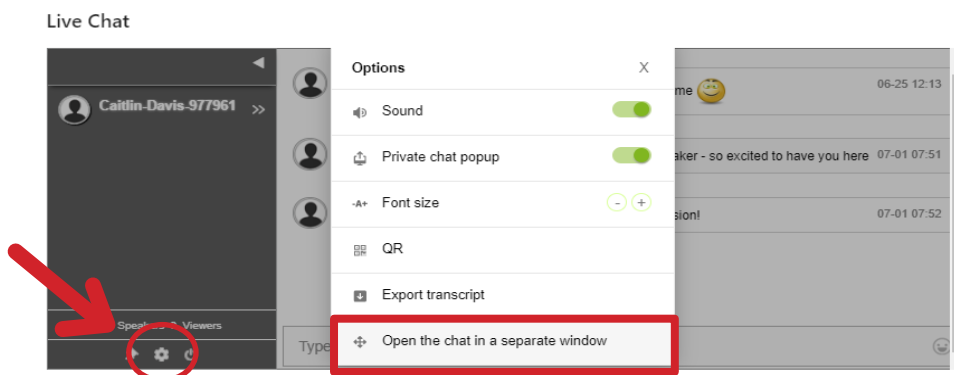
## TOPIC CHAT ROOMS



- Click in the “Type a message” window and begin engaging with other attendees. Stay on topic and professional! You can navigate away from the Chat Room and come back later during the scheduled time.



- You can also open the chat into its own pop out window using the settings in the bottom corner, and choose open the chat in a separate window, this gives you the ability to do other activities if the chat is not active.



# PEER TO PEER ROUNDTABLE

- The Peer to Peer Roundtables will be available on **Friday, July 17 3:30pm - 6:00pm ET**. These sessions are live and interactive via a Zoom meeting link. They have a limited capacity so please add only the sessions that you can attend to your calendar, as you are confirming your “seat” at the session when you do so.
- You can find the Peer to Peer Roundtables by navigating to the 'Sessions' page and use the filter option in the right corner to search for your session type using the Peer to Peer Roundtable filter. This will display all the available options for Friday, July 17.

The screenshot shows a web interface for session listings. On the right side, a filter menu is open under the heading 'Session Type'. The menu items are: Break, Interactive, Keynote, Live Session, On Demand, Peer to Peer Roundtable (which is selected with a blue checkmark and highlighted by a red box), and Track. A large red arrow points from the right towards the 'Peer to Peer Roundtable' option. Below the filter menu, a session card is partially visible. The card title is 'Friendship Walks in a Virtual Environment' with ID 'PPCL109'. It includes a tag 'Peer to Peer Roundtable', the text 'Live Roundtable Session - Add to Schedule to View the Session Link - Join the virtual room', and the time '3:00PM - 4:00PM EDT'. A red arrow points to the 'Add to Schedule' button in the top right corner of the session card.

• Once you’ve located the session in the listing you would like to attend, click Add to Schedule. Then navigate to My Schedule and locate the Peer to Peer Roundtable session. When it is time for the session click on Join the Virtual Room button to open the Zoom link and join the meeting.

**Please note:** Peer to Peer Roundtables have a limited capacity and may become full. If you are able to add the session to your schedule, then you are securing your place in the roundtable. If you are not able to add the session, then it is at capacity and unavailable.

# ATTENDEE DIRECTORY

Want to connect with your peers? You can look for them in the Attendee Directory and connect with them via the social sites they opt to provide.

The screenshot shows a web interface for a virtual event. At the top, there's a teal header with 'Virtual Event' and 'BB LC' logos. A navigation sidebar on the left lists options like Dashboard, My Schedule, Sessions, Evaluations, Attendee Directory, Speaker Directory, Chat Rooms, Social Feed, BBLC Selfie Station, Brand Your Backgro..., and Exhibitors. The main content area displays the profile for Sarah Chew, Best Buddies International. It includes a profile picture, a bio, and an 'About' section. A red circle highlights a LinkedIn icon in the social media links, with a red arrow pointing to it. Below the bio, there are sections for 'Additional Profile Fields' (Best Buddies Office, Chicago) and 'Interests' (Adaptive athletics, Intersectionality, Photojournalism, Accessibility Tools).

# SPEAKER DIRECTORY

Attendees can browse the speakers and view their profiles.

It even shows you what sessions they are speaking at and when they are scheduled and you can click on the title to go to the session details page and can add to your schedule from there!



**Sarah Chew**  
Best Buddies International

## About

Sarah grew up moving every 2-4 years, living internationally. With each culture and community, she saw the ways in which people interacted with one another shift due to intersectionality. She especially noticed this when she became disabled. Now, Sarah is a disability rights advocate and teaches on inclusion, belonging, and intersectionality. She is especially passionate about these topics as they relate to health and fitness and plans to pursue a PhD in Disability Studies.

### Additional Profile Fields

Best Buddies Office  
Chicago

Interests  
Adaptive athletics, Intersectionality, Photojournalism, Accessibility Tools



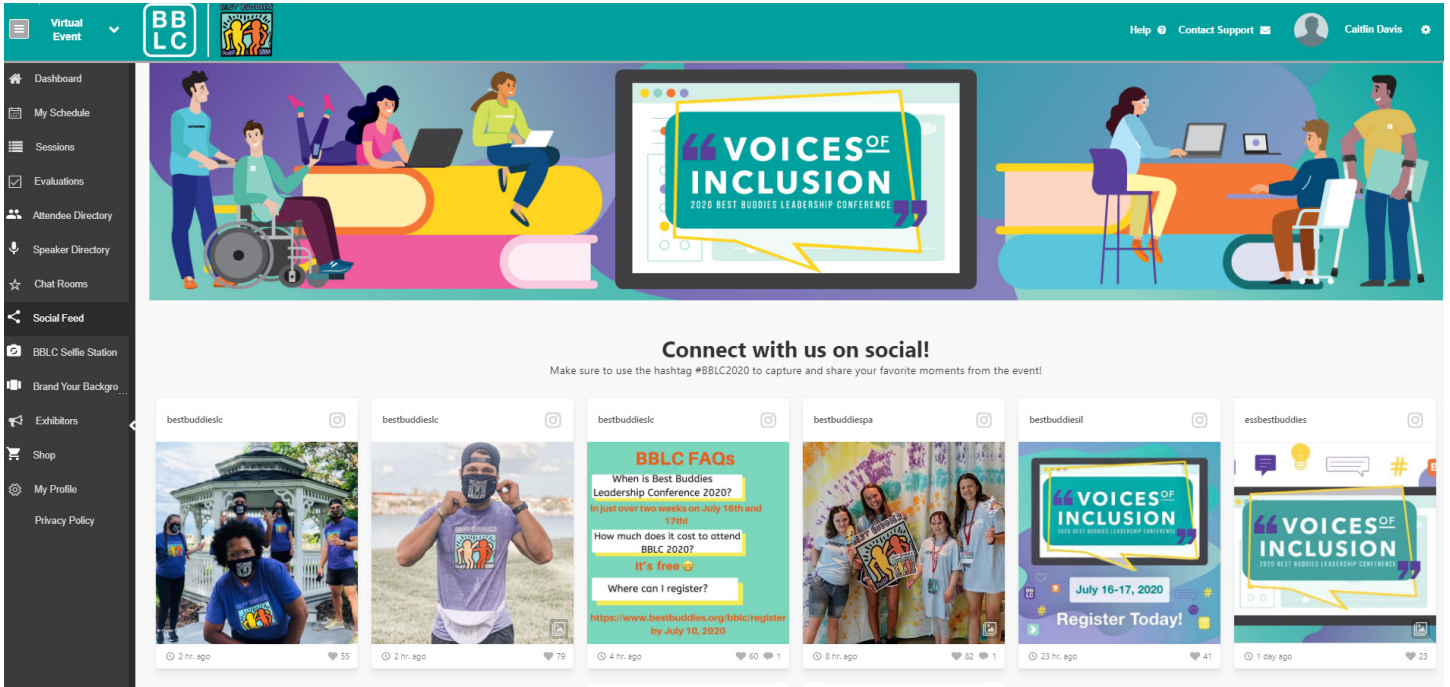
### Speaking At

The Intersection of Race and Disability and Your Role  
Friday, July 17  
2:45 pm - 3:15 pm  
HS121  
Interactive Session - Click play on the video to start the session. Use the chat window to communicate with the speaker

# SOCIAL FEED

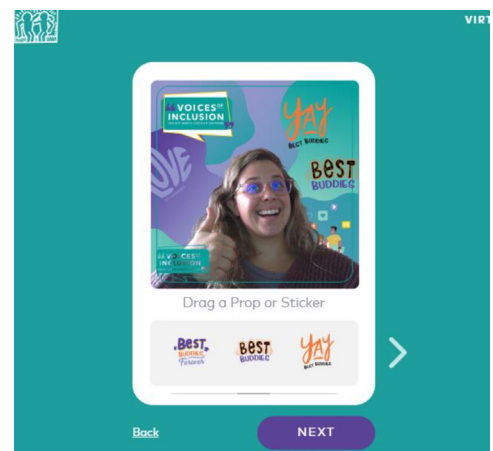
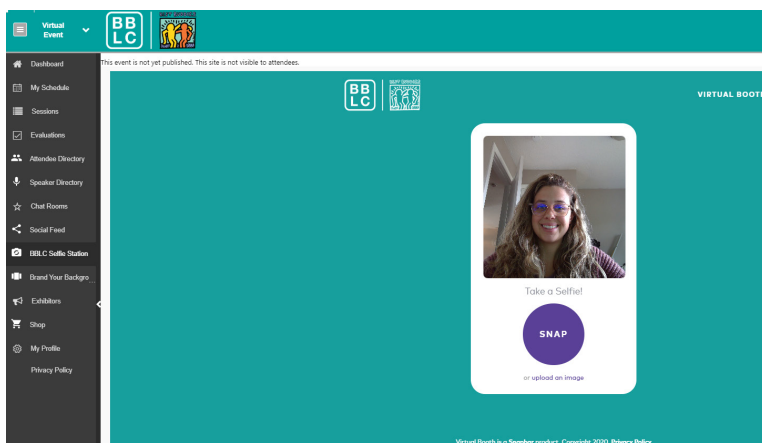


Join the conversation and see what other participants are posting about on social. Post your experience to your social feed and it may be incorporated to our BBLC Social Feed.



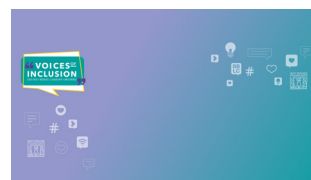
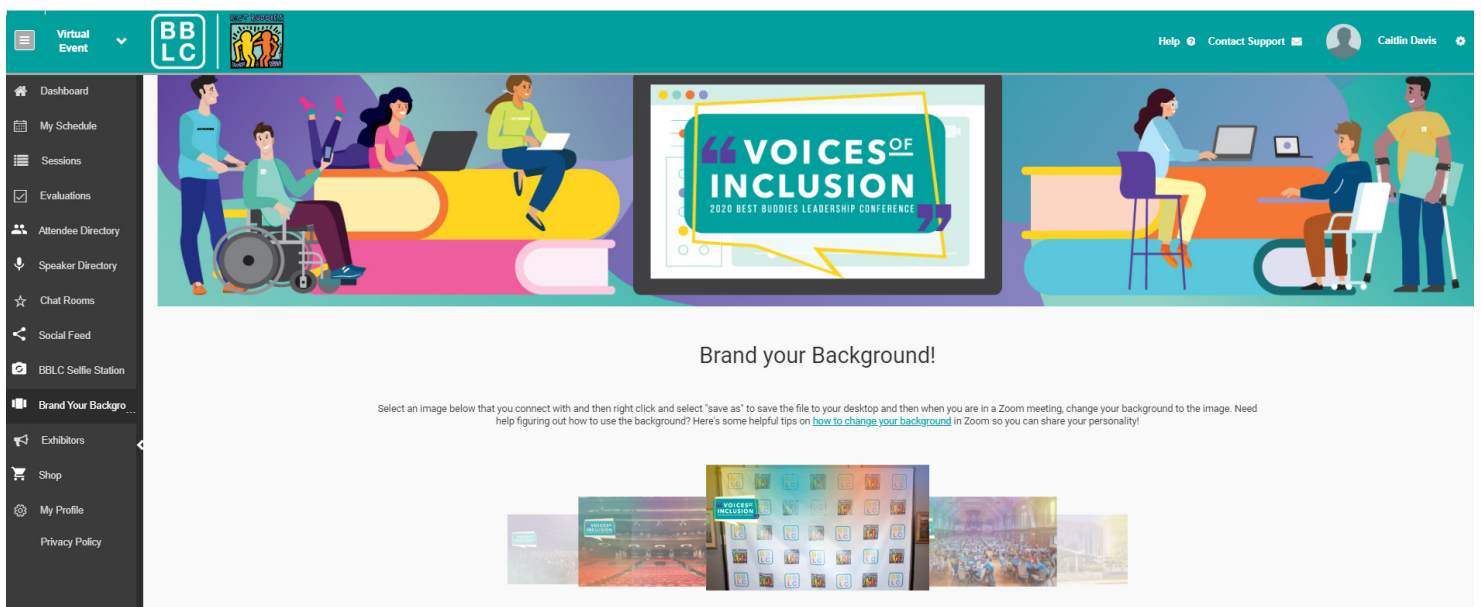
# BBLC SELFIE STATION

Share the fun with your friends! Snap a photo of yourself in the Selfie Station. Add stickers to personalize it then download to share with your friends and post on social!



# BRAND YOUR BACKDROPS

Make your next Zoom or Teams call a BBLC branded one. Download these virtual backdrops from the gallery and use virtual backgrounds on the next call. Use these in the Peer to Peer Roundtables to share your personality!





# SHOP BEST BUDDIES

Get the latest Best Buddies Leadership Conference gear in the BBLC shop!



## BBLC VIRTUAL SWEATER (SAPPHIRE)

Size: S, M, L, XL, 2XL

Price: \$30-\$33

Color: 



## VOICES OF INCLUSION TEE (DENIM BLUE)

Size: S, M, L, XL, 2XL

Price: \$20

Color: 



## HARING LONG SLEEVE (LAVENDER)

Size: S, M, L, XL, 2XL

Price: \$35-\$37

Color: 



## BEST BUDDIES SWEATER (APPLE RED)

Size: S, M, L, XL, 2XL

Price: \$30-\$32


Color: 



## BEST BUDDIES HOODIE (BABY BLUE)

Size: S, M, L, XL, 2XL

Price: \$45-\$47

Color: 



## I ♥ BB (PINK)

Size: S, M, L, XL, 2XL

Price: \$25-\$27

Color: 





# BESTBUDDIES. SHOP

## SHOP 2020 SUMMER COLLECTION



### HARING TIE-DYE (ICE BLUE)

Size: S, M, L, XL, 2XL

Price: \$33-\$35

Color: 



### WE INCLUDE (ORANGE)

Size: S, M, L, XL, 2XL

Price: \$21-\$23

Color: 



### I SEE YOU (WHITE)

Size: S, M, L, XL, 2XL

Price: \$25-\$27

Color: 



### BEST BUDDIES TANK TOP (MAUVE)

Size: S, M, L, XL, 2XL

Price: \$23-\$25

Color: 



### BEST BUDDIES STICKERS (BB COLORS)

Size: 1 SHEET 5.5"x8.5"

Price: \$10



### I <3 BB PATCH (VIOLET)

Size: 3.5" ACROSS

Price: \$5

Color: 

[SHOP NOW](#)

# SHARE YOUR EXPERIENCE

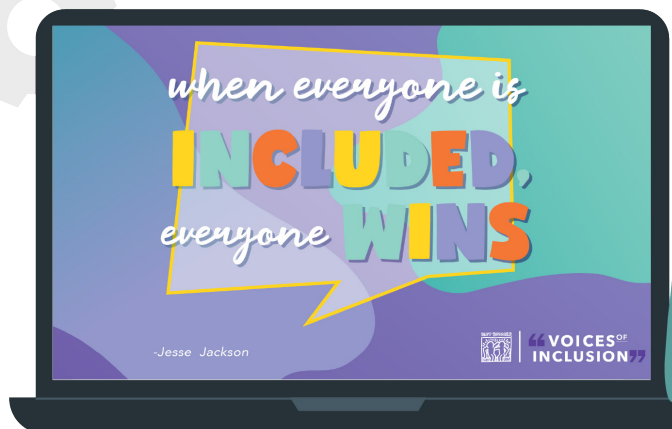

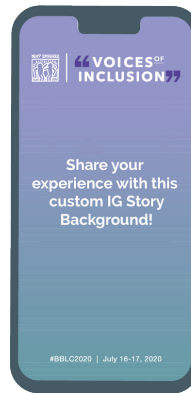
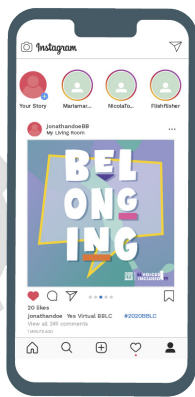
Excited to attend the first ever VIRTUAL Best Buddies Leadership Conference? Show your support with these fun branded wallpapers for your phone, computer or even print one to hold as an awesome prop. Scroll through these inspiring images and post them to your social media feed!

You can find these assets on the official BBLC Website and the Social Feed in your Virtual Event Dashboard.

[CLICK TO DOWNLOAD](#)

Custom Digital Attendee  
Badge to share

IG Story Backgrounds  
and image shares



Computer Wallpapers

# HELP DESK

Still have questions on navigating the virtual event? Chat with our live Help Desk during the event to get real time support. The Live Chat button will be at the bottom of any page you are on within the virtual environment.

**Live Chat will be available on:**  
**Thursday, July 16 from 3pm – 9pm ET**  
**Friday, July 17 from 10am – 8pm ET**

You can also reach out to support at [bblc@dynamicsevents.com](mailto:bblc@dynamicsevents.com) any time.

Virtual Event

Help Contact Support

Chrissy Parsons

This event is not yet published. This site is not visible to attendees.

## My Schedule

Search

Day All Days On Demand

Friday, July 17

- Panel Discussion**  
Keynote  
10:45AM - 12:30PM EDT
- Keynote**  
Keynote  
10:45AM - 12:30PM EDT
- Interview With Ron Burgundy!**  
Interactive Session - Click play on the video to start the session. Use the chat window to communicate with the speaker  
1:00PM - 1:30PM EDT
- A Guide to Securing COY Sponsorships**  
Live Session - Add to Schedule to View the Session Link - Join the virtual room  
3:00PM - 4:00PM EDT

Leave a message



BEST BUDDIES®



MAKE A FRIEND | DONATE | VOLUNTEER

**[BESTBUDDIES.ORG/BBLC](https://bestbuddies.org/bblc)**